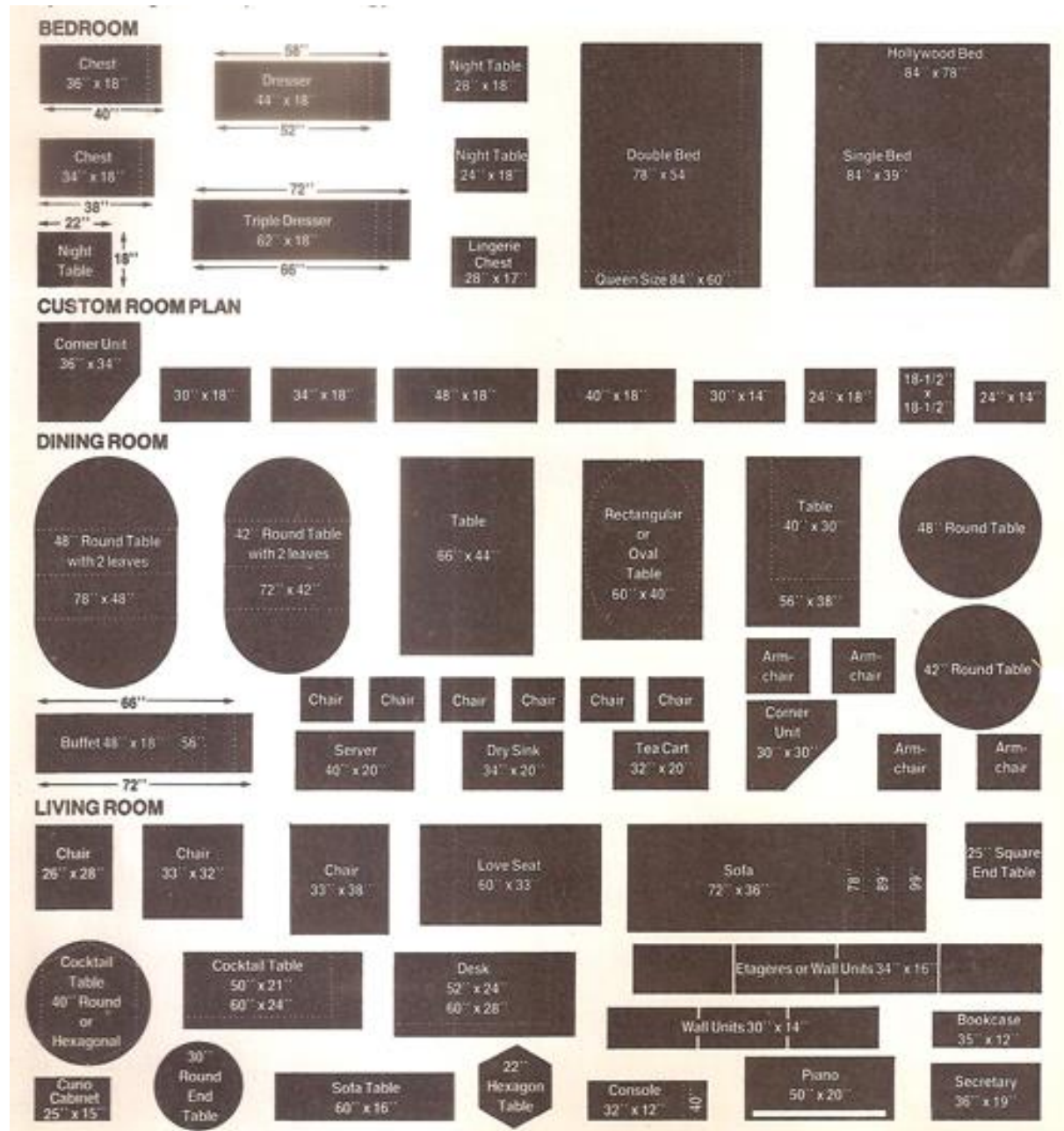
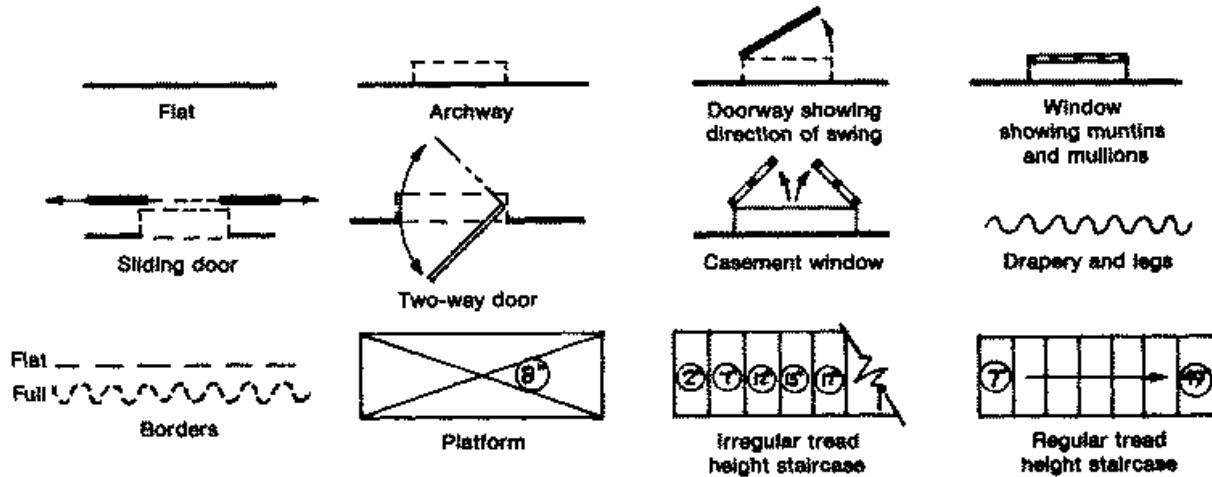


Using your notes about the scenery requirements of "Lost in Yonkers" and your own design choices, create a ground plan for a Scene Design for the play. Use the graph paper attached and the scale of one square = one foot (12"). Work with a straight edge and in pencil. Label everything neatly.

Refer to the shapes and sizes of common furniture below; refer to the standard sizes and notations of windows, doors and stairs on the next page.


(You will need to measure and plan out your furniture placement; these images are not necessarily to the scale we are using.)





Standard Door Widths:

- Entry: 3'-0"
- Bedrooms: 2'-6"
- Baths: 2'-0" or 2'-4"
- Closets: As large as possible




Standard Window Widths:

- Minimum of 2'-0"
- Increase size in increments of six inches
- Most residential windows are 2-3' wide

Theatre Appreciation
Ground Plan Activity

Name _____



Audience